



mPOS
PIN ON MOBILE
TAP ON PHONE
WHERE ARE WE GOING NEXT?

Michał Łaszczyk
Eastern Europe Marketing



Large



Micro



Even more Micro

IN A GALAXY FAR FAR AWAY...

How mPOS came about



Bulky



Cost constrained



A lot of paper





Always with with You

mPOS IS BORN

Ingenico iCMP




✓ Small



✓ Cost optimized



✓ Paperless



mPOS



Solution integration by:



2019 mPOS

mPOS grows up



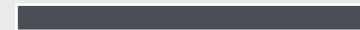
Color



Better battery life



More applications



Pin on Mobile



STEP ONE: GET OUT YOUR PHONE

Pin on Mobile

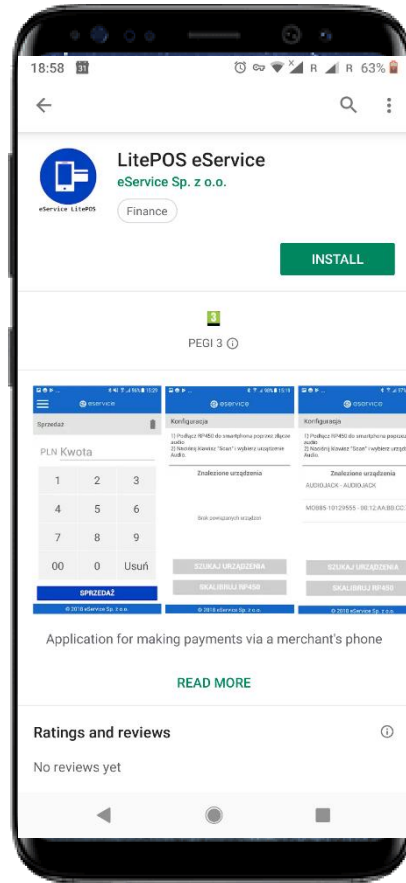


Android or iOS

Phones, Tablets, ECRs...

STEP TWO: DOWNLOAD THE MERCHANT APP

Pin on Mobile



App store or Google Play

Application branded by the bank

STEP THREE: PAIR WITH INGENICO READER

Pin on Mobile



Select your reader from the list



Put the codes received from the bank



STEP FOUR: ENTER THE AMOUNT

Pin on Mobile



Simple amount entry app...



...or an ECR type application



STEP FIVE: ENTER THE PIN

Pin on Mobile



Enter the PIN on screen



PIN entry using secure app



STEP SIX: EMAIL RECEIPT

Pin on Mobile



Send the email confirmation

Option of signature capture



Micro

PRADA

51

PRADA

PRADA

PRADA

PRADA

PRADA

PRADA

Large Retail

LOW END POS EVOLUTION

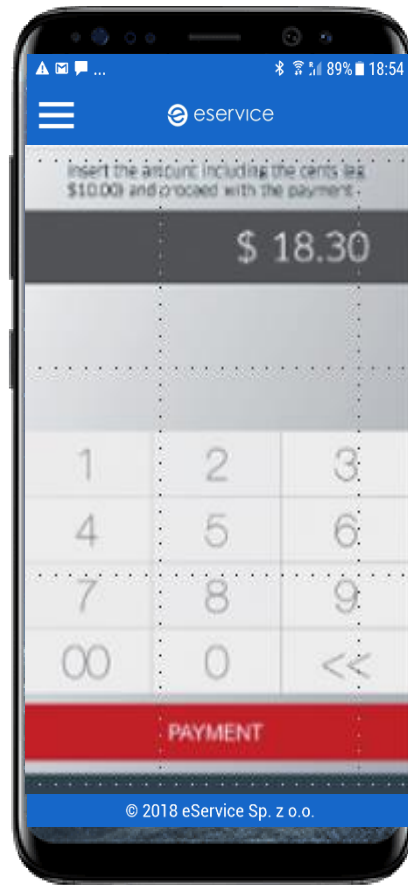
Where is payment going next?



Nothing?

TAP & PIN ON MOBILE

Challenges



Regulation?

Physical security?

Software security?

Liability?



SEAMLESS

PAYMENT