

Connecting Experts. Creating Experiences.

European Fleet

Date: 21.November 2018



LSGgroup

The LSG Group at a glance

14.1 million meal boxes
per year for airlines/trains

696 million
meals in 2017

1 in 10 flights
worldwide use our onboard technology

36,000

56

3,2 billion

Employees

Countries

Consolidated revenues

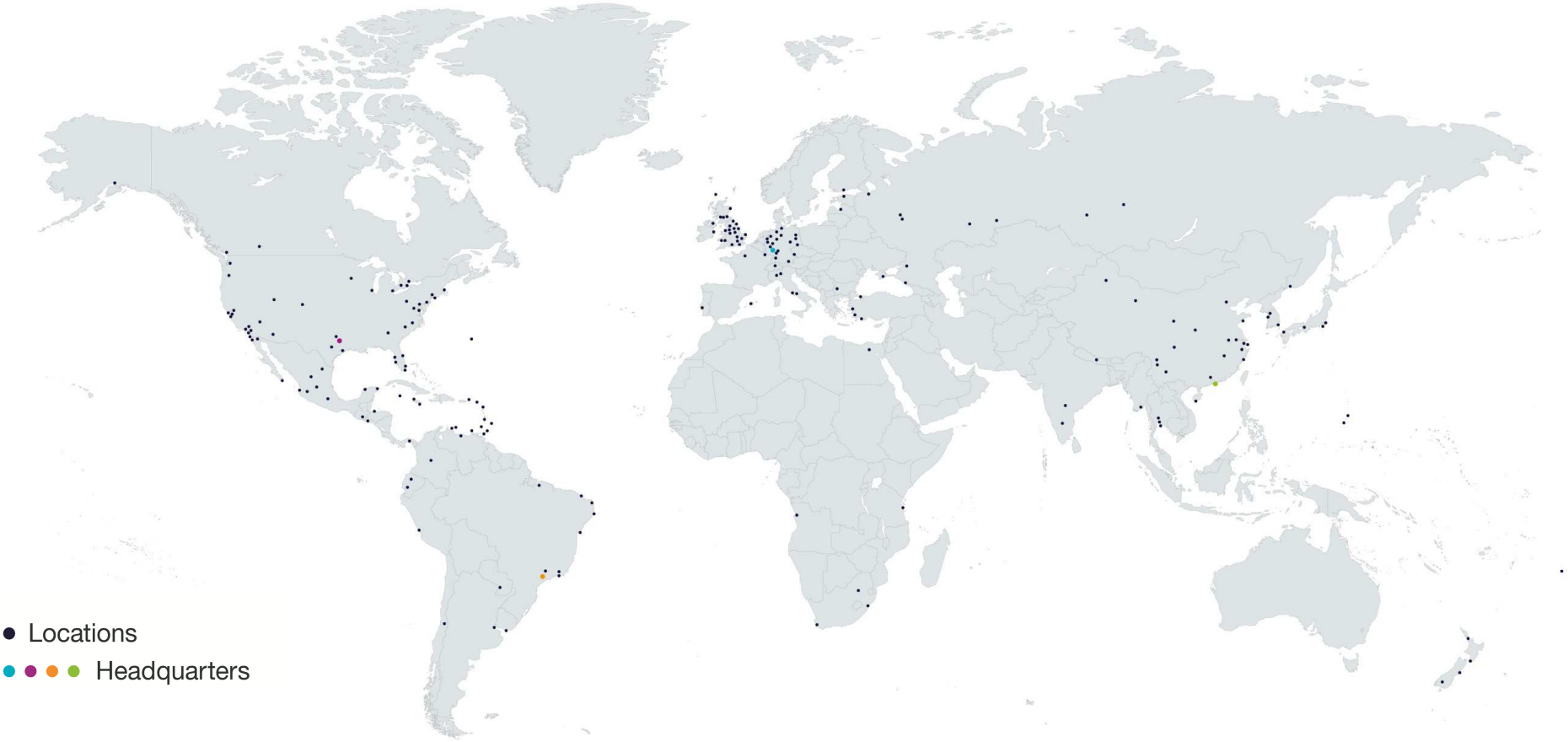
37 million frozen meals
per year for airlines/trains

500 million passengers
buy products through our
onboard retail technology

Presence at
205 airports

13.5 million ambient
meal boxes per year

Global presence



Customers

Airline					Train	Retail	
							Global Grocery Chains
							Global Coffee Chains
							Global Gas Stations
							Asian Food Suppliers
							Global Canteens

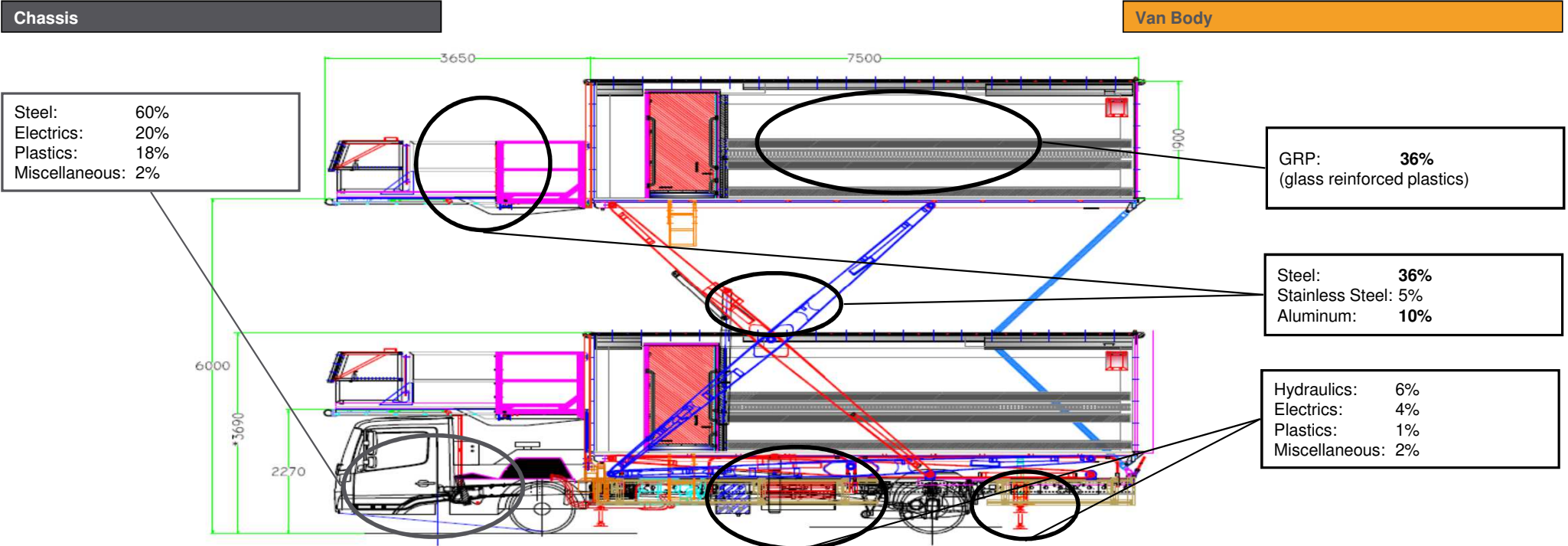
Types of the Highloaders



- Low Cab
- Full Cab
- Half Cab
- A380 Cab Truck

Structure between “Chassis” and “Van Body”

Factor cost analysis – Highloaders



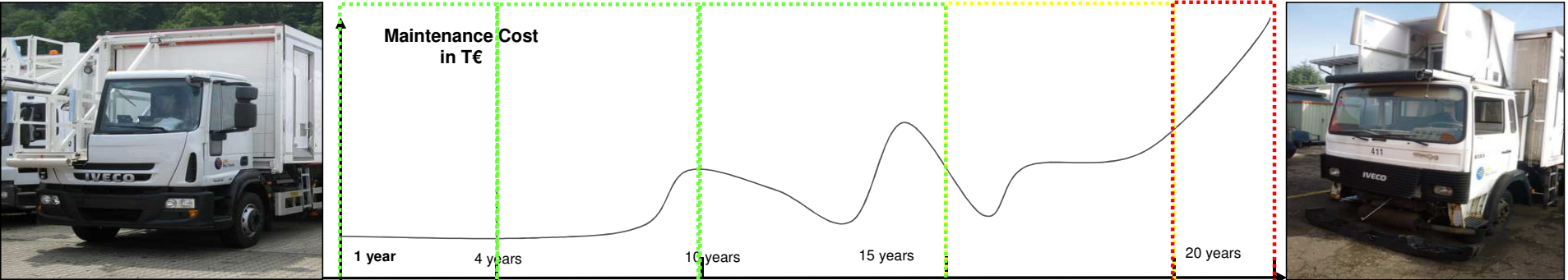
Position of fleet related to total life time of a truck

Overlay between "Total life time of a truck" and "Fleet overview" shows a dramatic picture:

XX trucks in the green "maintenance" zone

X trucks in the yellow "maintenance" zone (costs increasing)

X trucks in the RED "maintenance" zone



Green zone

Yellow zone

Red zone

Thank you!